

Scaled data based on original data using  
LM-79-08 Approved Method: Electrical and Photometric Measurements of Solid-  
State Lighting Products

Test Report Prepared for  
Cooper Lighting Solutions  
(formerly Eaton)

Brand: McGRAW-EDISON

Report Number: P271871

Luminaire Tested: **ISW-AF-1200-LED-E1-RW-7027-ULG**

Issue Date: 3/3/2020

**Test Information**

Test Method: LM-79-08  
Report Number: P271871  
TEST IS SCALED FROM IESNA LM-79-08 TEST DATA (P29767)-DOWNLIGHT AND  
Test Lab: INNOVATION CENTER-P2  
Issue Date: 3/3/2020  
Manufacturer: COOPER LIGHTING SOLUTIONS (FORMERLY EATON)  
Product Line: MCGRAW-EDISON  
Catalog Number: ISW-AF-1200-LED-E1-RW-7027-ULG  
Description: IMPACT ELITE LED WEDGE LUMINAIRE WITH UPLIGHT  
LIGHT SQUARE WITH ACCULED OPTICS-RECTANGULAR WIDE TYPE I, WITH UPLIGHT  
GLOW  
Light Source: (16) 2700K CCT, 70 CRI LEDs and (1) UPLIGHT LED  
Ballast/Driver: ELECTRONIC DRIVER

**Summary**

Lumens per Lamp: N/A  
Luminaire Lumens: 7611 lumens  
Efficiency: N/A  
Efficacy: 92.0 lumens/watt  
Luminous Opening: Rectangular w/ Sides (W: 0.5' x L: 0.5' x H: 0.54')  
IES Classification: Type II - Medium - Non-Cutoff  
BUG Rating: B2 - U5 - G2

Input Watts (W): 82.7  
Input Voltage (V): 120  
Input Current (Ain): NR  
Voltage Rise (V): NR  
Power Factor: NR  
Total Harmonic Distortion (THDi): NR  
Frequency (hertz): 60  
Stabilization Time: NR  
Operation Time: NR  
Ambient Temperature (°C): NR  
Test Distance: 25 FT

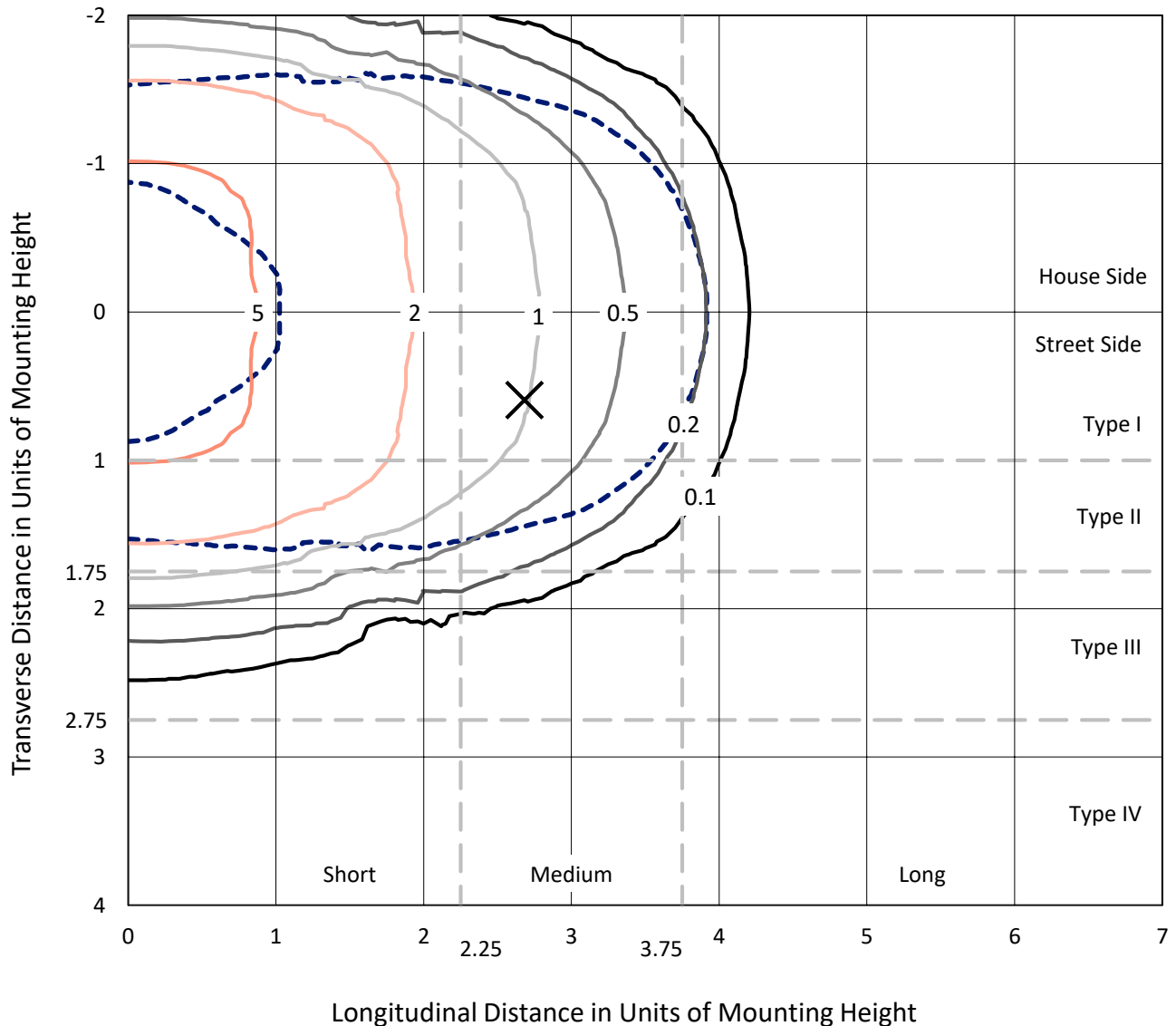


REPORT NUMBER: P271871

CATALOG NUMBER: ISW-AF-1200-LED-E1-RW-7027-ULG

### Iso-Footcandle Lines of Horizontal Illumination

× Max cd  
 - - - 1/2 Max cd

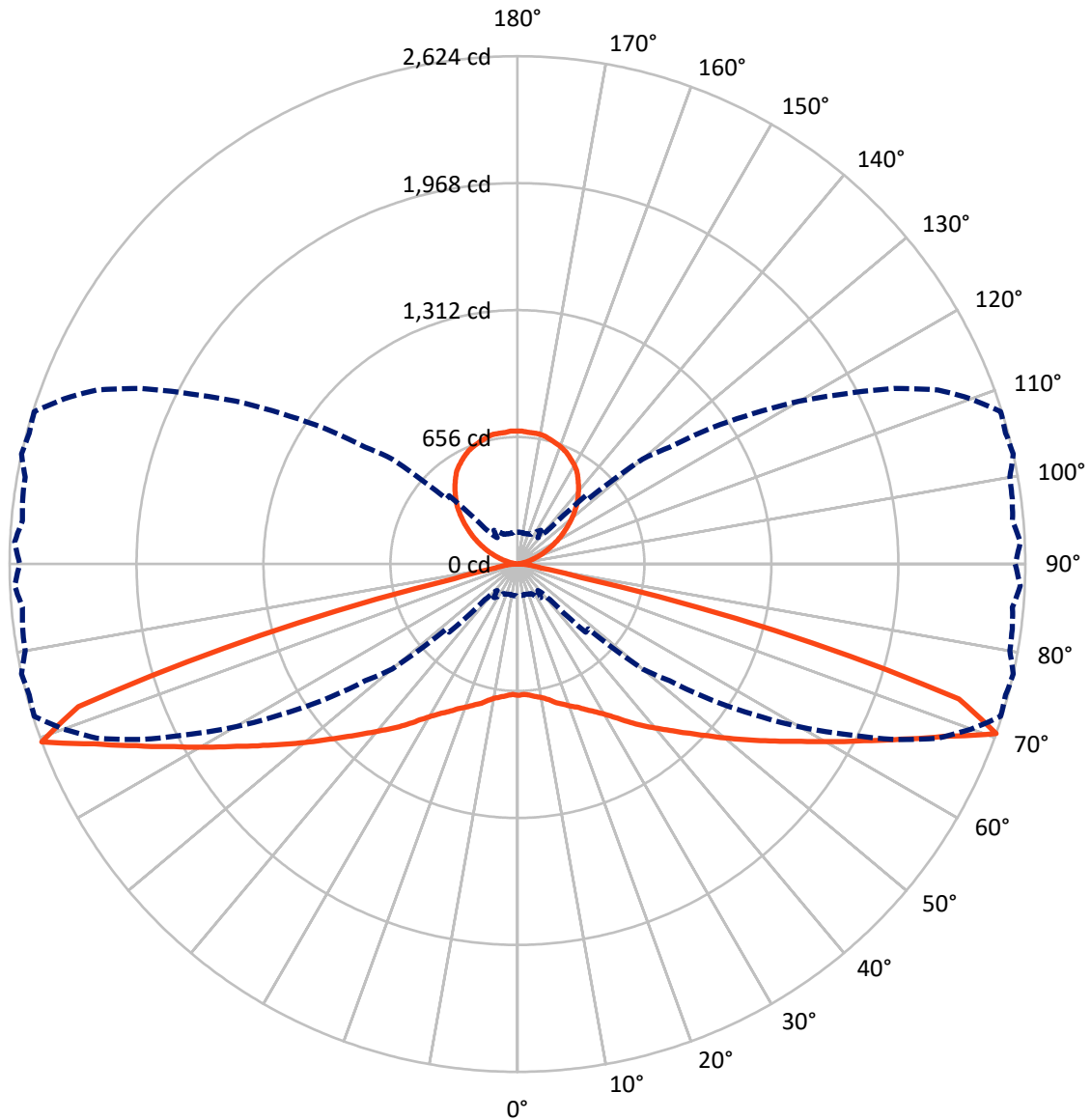


Based on 10 foot mounting height. Maximum calculated value = 7 fc  
 Type II - Medium - Non-Cutoff

REPORT NUMBER: P271871

CATALOG NUMBER: ISW-AF-1200-LED-E1-RW-7027-ULG

### Luminous Intensity Polar Plot



— Vertical Plane Through 77.5-Deg Lateral    - - - Horizontal Cone Through 70-Deg Vertical

REPORT NUMBER: P271871

CATALOG NUMBER: ISW-AF-1200-LED-E1-RW-7027-ULG

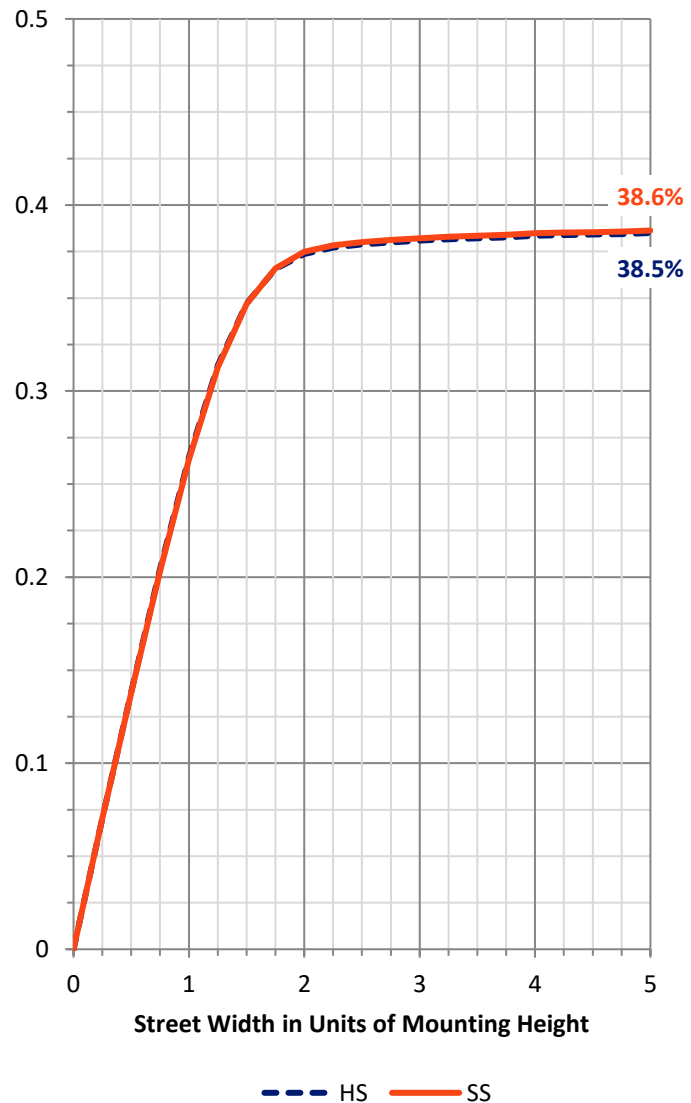
**FLUX DISTRIBUTION:**

		Downward	Upward	Total
<b>House Side</b>	Lumens	2953.6	852.0	3805.5
	% Fixture	38.8	11.2	50.0
<b>Street Side</b>	Lumens	2953.6	852.0	3805.5
	% Fixture	38.8	11.2	50.0
<b>Total</b>	Lumens	5907.1	1703.9	7611.0
	% Fixture	77.6	22.4	100.0

**Coefficient of Utilization**

**ZONAL LUMENS:**

Zone	Lumens	% Fixture
0°-10°	65.6	0.9
10°-20°	205.1	2.7
20°-30°	385.0	5.1
30°-40°	672.7	8.8
40°-50°	1096.7	14.4
50°-60°	1500.8	19.7
60°-70°	1380.6	18.1
70°-80°	539.7	7.1
80°-90°	61.1	0.8
90°-100°	10.0	0.1
100°-110°	56.3	0.7
110°-120°	163.0	2.1
120°-130°	268.1	3.5
130°-140°	330.6	4.3
140°-150°	338.2	4.4
150°-160°	284.9	3.7
160°-170°	187.6	2.5
170°-180°	65.0	0.9
0°-90°	5907.1	77.6
0°-180°	7611.0	100.0



REPORT NUMBER: P271871

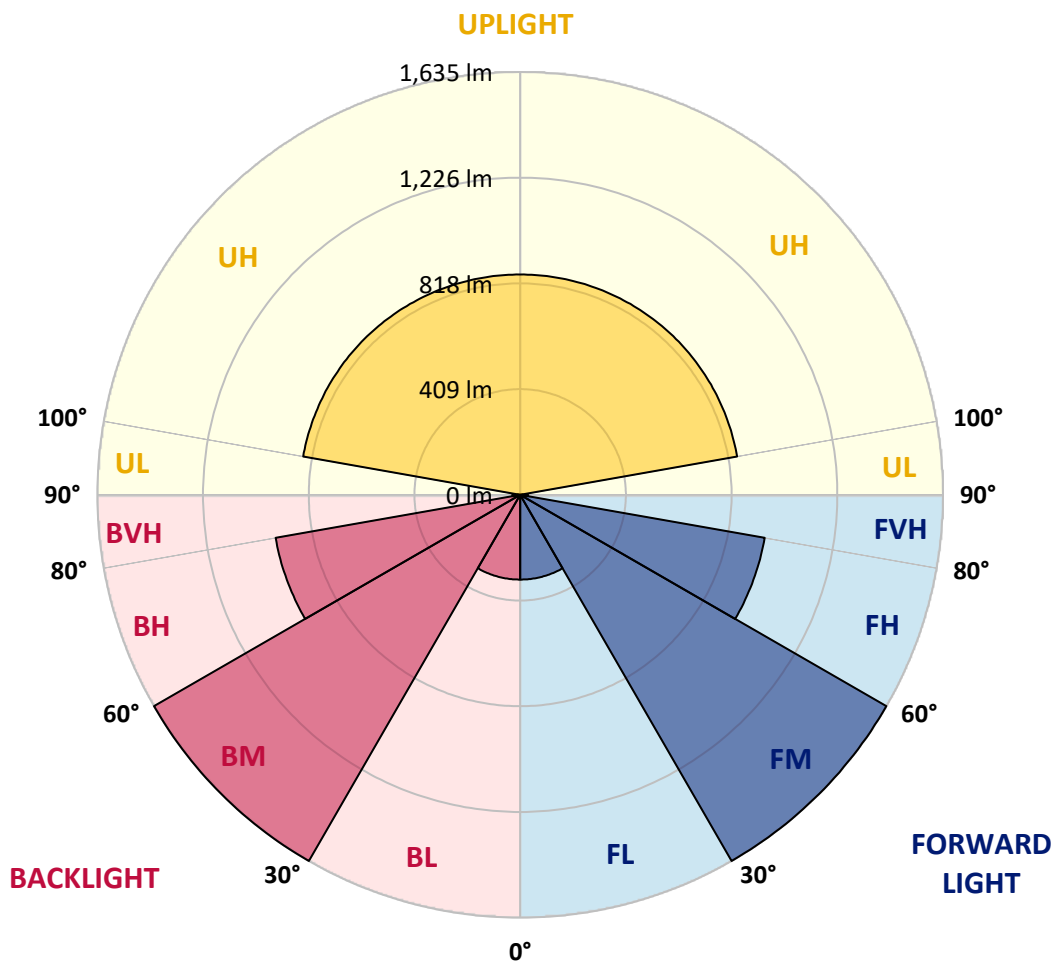
CATALOG NUMBER: ISW-AF-1200-LED-E1-RW-7027-ULG

**LUMINAIRE CLASSIFICATION SYSTEM LUMEN TABLE AND BUG RATING:**

Zone		Lumens	% Fixture	Zone Rating/Lumen Limit		
				B	U	G
FL	(0°-30°)	327.8	4.3			
FM	(30°-60°)	1635.1	21.5			
FH	(60°-80°)	960.1	12.6			G1/1800
FVH	(80°-90°)	30.5	0.4			G1/100
BL	(0°-30°)	327.8	4.3	B1/500		
BM	(30°-60°)	1635.1	21.5	B2/2500		
BH	(60°-80°)	960.1	12.6	B2/1000		G2/1000
BVH	(80°-90°)	30.5	0.4			G1/100
UL	(90°-100°)	10.0	0.1		U1/10	
UH	(100°-180°)	852.0	11.2		U4/1000	

**BUG Rating: B2-U5-G2**

Type II Medium





REPORT NUMBER: P271871

CATALOG NUMBER: ISW-AF-1200-LED-E1-RW-7027-ULG

**CANDELA DISTRIBUTION (FULL):**

	0°	5°	15°	25°	35°	37.5°	40°	42.5°	45°	47.5°	50°
0°	678.6	678.6	678.6	678.6	678.6	678.6	678.6	678.6	678.6	678.6	678.6
2.5°	676.0	675.1	675.1	676.0	677.7	678.6	676.9	677.7	677.7	676.9	679.5
5°	677.7	676.9	677.7	679.5	682.0	684.7	683.8	683.8	684.7	682.9	687.2
7.5°	676.0	675.1	676.9	681.2	687.2	690.8	690.8	690.8	692.4	691.7	696.8
10°	668.2	667.4	671.7	679.5	690.8	693.3	696.0	696.8	702.0	702.0	707.2
12.5°	661.2	662.1	668.2	680.3	698.5	699.4	702.9	706.3	713.3	709.8	719.5
15°	663.8	665.6	673.4	688.1	712.4	711.5	714.2	717.7	729.0	721.2	736.8
17.5°	676.9	679.5	688.1	705.5	730.7	726.4	729.9	735.0	749.8	740.2	758.5
20°	697.7	701.1	710.6	729.9	753.3	749.0	752.4	758.5	775.9	766.3	784.6
22.5°	725.5	729.0	739.3	761.1	786.3	781.1	784.6	789.8	808.9	794.1	816.6
25°	762.8	766.3	777.7	800.2	828.9	822.8	824.6	828.0	848.0	830.7	852.3
27.5°	815.0	818.4	828.0	849.8	877.6	872.3	874.1	877.6	898.3	881.0	900.1
30°	881.0	884.5	893.2	914.9	938.4	932.4	934.9	937.5	956.7	939.3	954.9
32.5°	959.2	958.3	971.3	994.0	1014.8	1003.6	1003.6	1003.6	1021.7	1004.3	1016.5
35°	1051.3	1051.3	1064.3	1086.1	1105.2	1092.2	1086.1	1082.5	1102.6	1080.8	1089.6
37.5°	1152.1	1147.8	1167.8	1187.6	1206.0	1189.4	1184.2	1179.9	1194.7	1170.3	1174.7
40°	1259.0	1255.5	1277.2	1299.8	1312.0	1290.2	1285.9	1280.7	1296.3	1272.9	1272.0
42.5°	1356.4	1353.7	1381.4	1407.6	1422.3	1394.5	1388.4	1383.2	1400.5	1377.1	1371.9
45°	1438.8	1438.0	1470.1	1505.6	1531.8	1502.2	1497.9	1489.2	1506.5	1477.9	1475.3
47.5°	1503.1	1499.6	1538.8	1590.9	1632.6	1602.1	1601.3	1595.2	1613.4	1582.2	1578.7
50°	1546.5	1549.1	1591.8	1652.5	1720.3	1691.7	1694.2	1691.7	1718.5	1687.3	1691.7
52.5°	1554.3	1559.5	1614.3	1694.2	1789.0	1754.2	1774.2	1782.0	1815.9	1789.0	1797.7
55°	1461.5	1476.2	1559.5	1698.7	1831.6	1809.8	1835.0	1857.7	1905.3	1882.8	1898.5
57.5°	1253.8	1284.1	1380.7	1582.2	1826.3	1838.5	1889.8	1924.5	1982.6	1962.8	1999.2
60°	968.7	989.7	1096.5	1332.0	1659.5	1676.0	1769.0	1879.3	2013.1	2040.9	2098.4
62.5°	634.2	646.4	750.7	989.7	1371.9	1377.1	1492.7	1636.0	1868.0	1928.8	2089.5
65°	314.6	331.0	386.6	570.0	961.0	954.0	1080.8	1248.6	1549.1	1616.1	1877.5
67.5°	196.4	199.0	210.2	264.1	481.3	427.4	531.8	707.2	1071.3	1131.2	1463.2
70°	165.1	164.2	161.7	169.4	212.0	172.0	190.4	248.5	498.6	496.1	843.7
72.5°	152.0	149.5	142.5	141.7	147.7	135.6	137.4	140.8	199.9	167.7	325.0
75°	139.9	134.7	126.0	123.3	123.3	113.8	113.8	114.7	129.4	121.6	147.7
77.5°	125.1	119.0	110.3	106.9	103.3	93.0	92.1	93.0	104.2	97.3	110.3
80°	107.8	101.7	95.6	90.4	85.2	75.5	73.0	73.0	82.6	75.5	86.0
82.5°	93.9	86.0	84.4	75.5	67.7	59.1	56.4	52.1	60.8	53.0	64.3
85°	69.5	63.4	79.9	66.9	53.9	47.8	38.3	32.2	38.3	31.4	40.9
87.5°	40.0	37.4	70.3	53.0	47.8	51.2	31.4	22.5	21.6	19.1	22.5
90°	12.8	13.7	18.1	15.7	18.2	12.8	10.0	9.8	12.0	10.3	12.9
92.5°	4.0	4.0	4.9	5.9	5.9	5.9	5.9	5.9	5.9	6.1	6.4
95°	4.9	4.9	5.9	6.8	6.8	6.8	6.8	6.8	6.8	6.8	6.8
97.5°	6.8	6.8	7.8	7.8	8.8	8.8	8.8	8.8	8.8	9.6	10.3
100°	7.8	7.8	8.8	9.8	11.8	13.9	16.2	18.4	20.6	22.5	24.5
102.5°	10.8	10.8	12.8	17.7	26.5	29.6	32.9	36.1	39.3	41.7	44.2
105°	20.6	21.6	26.5	35.3	47.1	50.8	54.4	58.1	61.8	64.0	66.3
107.5°	40.2	41.2	48.1	57.0	71.7	75.4	79.1	82.6	86.3	88.1	89.8
110°	64.8	66.7	72.7	85.4	100.1	103.0	106.0	109.0	111.9	113.4	114.8



REPORT NUMBER: P271871

CATALOG NUMBER: ISW-AF-1200-LED-E1-RW-7027-ULG

**CANDELA DISTRIBUTION (continued):**

	0°	5°	15°	25°	35°	37.5°	40°	42.5°	45°	47.5°	50°
112.5°	97.2	97.2	104.0	118.8	131.5	133.7	135.9	138.2	140.3	141.6	142.8
115°	137.4	136.5	144.3	156.0	164.9	166.4	167.8	169.3	170.8	171.9	173.2
117.5°	180.6	180.6	185.5	193.3	198.3	199.1	199.7	200.4	201.2	202.7	204.2
120°	220.8	218.8	221.8	228.7	232.6	234.1	235.5	237.1	238.5	239.3	239.9
122.5°	258.2	255.2	256.2	262.0	266.0	267.4	269.0	270.4	271.8	272.4	272.8
125°	292.5	288.5	290.5	293.5	299.3	300.6	301.8	303.1	304.3	305.1	305.7
127.5°	323.9	322.9	322.9	326.8	332.7	332.9	333.2	333.5	333.7	334.9	336.1
130°	356.3	354.3	355.3	359.2	363.2	363.6	364.2	364.6	365.1	366.3	367.6
132.5°	388.7	386.7	385.7	393.5	396.5	396.7	397.1	397.3	397.5	398.9	400.5
135°	421.0	418.1	418.1	424.0	427.0	427.4	428.0	428.4	428.9	430.4	431.8
137.5°	451.5	448.5	450.5	451.5	455.4	456.4	457.3	458.3	459.3	460.5	461.8
140°	479.0	476.0	478.0	480.0	481.9	483.4	484.8	486.3	487.8	488.6	489.3
142.5°	508.4	505.5	507.5	508.4	511.3	512.3	513.3	514.3	515.3	515.8	516.3
145°	539.8	535.9	534.0	536.8	539.8	540.0	540.3	540.6	540.8	541.9	543.3
147.5°	564.3	561.4	560.5	563.3	563.3	563.6	563.9	564.1	564.3	565.6	566.8
150°	584.0	581.0	582.0	582.0	582.0	582.0	582.0	582.0	582.0	583.0	584.0
152.5°	599.7	596.7	596.7	597.7	598.7	598.7	598.7	598.7	598.7	598.9	599.2
155°	617.3	613.5	613.5	615.4	618.3	617.9	617.3	616.9	616.3	615.9	615.4
157.5°	634.0	631.1	631.1	632.0	634.0	633.8	633.6	633.2	633.0	632.9	632.6
160°	650.7	647.8	646.8	643.8	642.8	642.8	642.8	642.8	642.8	643.6	644.4
162.5°	660.5	656.6	656.6	652.7	648.8	649.3	649.7	650.2	650.7	651.7	652.7
165°	668.4	665.5	663.5	663.5	660.5	660.5	660.5	660.5	660.5	660.3	660.1
167.5°	677.2	674.3	671.3	673.3	675.3	674.4	673.8	673.1	672.3	670.6	668.9
170°	685.0	682.2	679.2	679.2	680.2	679.7	679.2	678.7	678.2	677.1	675.7
172.5°	686.0	684.1	682.2	680.2	677.2	677.2	677.2	677.2	677.2	677.1	676.7
175°	687.0	685.0	684.1	682.2	678.2	678.0	677.7	677.4	677.2	677.2	677.2
177.5°	693.9	692.0	687.0	686.0	684.1	683.6	683.1	682.6	682.2	681.9	681.6
180°	687.0	687.0	687.0	687.0	687.0	687.0	687.0	687.0	687.0	687.0	687.0





REPORT NUMBER: P271871

CATALOG NUMBER: ISW-AF-1200-LED-E1-RW-7027-ULG

**CANDELA DISTRIBUTION (continued):**

	52.5°	55°	57.5°	60°	62.5°	65°	67.5°	70°	72.5°	75°	77.5°
0°	678.6	678.6	678.6	678.6	678.6	678.6	678.6	678.6	678.6	678.6	678.6
2.5°	676.9	679.5	676.0	679.5	673.4	678.6	674.3	679.5	675.1	679.5	674.3
5°	681.2	688.1	680.3	689.9	678.6	689.9	680.3	690.8	682.0	690.8	681.2
7.5°	688.1	700.3	689.9	702.0	688.1	703.7	690.8	705.5	692.4	706.3	691.7
10°	696.8	712.4	698.5	714.2	697.7	715.9	699.4	718.6	701.1	720.4	702.0
12.5°	704.6	724.7	709.0	729.9	711.5	733.3	714.2	738.6	717.7	742.9	719.5
15°	719.5	745.4	725.5	750.7	729.9	755.0	734.2	762.0	738.6	767.2	742.9
17.5°	738.6	767.2	746.3	771.6	749.0	776.8	754.1	782.0	758.5	788.0	761.1
20°	764.5	793.2	771.6	795.9	774.2	799.3	776.8	802.0	782.0	807.1	783.7
22.5°	794.1	821.1	797.7	821.9	797.7	821.1	799.3	821.9	802.0	825.5	804.5
25°	829.8	855.0	831.5	852.3	828.0	848.9	828.0	848.9	830.7	850.7	835.0
27.5°	879.4	898.3	874.1	892.3	866.2	884.5	862.7	881.0	863.6	881.0	865.3
30°	934.9	952.2	924.4	939.3	910.5	924.4	901.0	916.6	898.3	914.9	902.8
32.5°	995.7	1009.7	981.8	994.0	964.4	976.5	951.3	961.8	946.2	956.7	948.8
35°	1063.4	1077.3	1048.7	1060.0	1030.4	1040.9	1015.7	1020.9	1005.2	1012.2	1005.2
37.5°	1144.4	1156.5	1123.4	1133.8	1101.7	1114.8	1084.3	1089.6	1070.4	1074.7	1060.9
40°	1231.1	1244.2	1205.1	1215.6	1175.5	1190.3	1156.5	1159.9	1133.8	1138.2	1116.4
42.5°	1325.0	1337.1	1288.5	1297.2	1250.4	1265.9	1226.0	1232.9	1201.7	1206.0	1178.1
45°	1428.3	1435.3	1381.4	1387.5	1331.1	1346.6	1296.3	1309.4	1272.0	1280.7	1248.6
47.5°	1524.9	1538.8	1479.7	1484.9	1424.0	1433.7	1375.3	1392.7	1352.8	1365.9	1326.8
50°	1635.2	1645.7	1589.1	1590.0	1530.9	1534.3	1469.2	1486.7	1443.1	1457.1	1415.4
52.5°	1748.1	1755.1	1694.2	1700.3	1642.1	1648.2	1583.0	1590.0	1539.7	1551.7	1510.9
55°	1857.7	1859.3	1809.0	1807.2	1752.4	1763.7	1691.7	1707.3	1647.3	1660.3	1614.3
57.5°	1967.1	1973.1	1926.2	1928.0	1873.2	1881.1	1815.9	1827.2	1770.6	1786.4	1729.0
60°	2082.6	2101.8	2055.7	2061.8	2009.7	2025.3	1946.2	1961.0	1899.3	1924.5	1862.8
62.5°	2156.5	2227.8	2219.0	2228.7	2179.1	2186.9	2105.2	2128.7	2054.9	2073.1	2009.7
65°	2015.8	2190.3	2279.0	2376.3	2378.9	2404.1	2325.0	2333.8	2259.9	2255.6	2180.8
67.5°	1643.0	1858.4	2007.9	2207.8	2347.6	2482.3	2531.0	2543.1	2503.1	2460.5	2376.3
70°	991.4	1226.8	1446.6	1682.1	1902.8	2145.2	2351.1	2493.7	2617.8	2611.7	2623.9
72.5°	391.8	587.3	734.2	954.9	1173.8	1442.3	1669.9	1870.6	2084.3	2215.6	2385.9
75°	154.7	204.2	238.9	362.3	466.6	666.5	867.1	975.6	1143.5	1258.1	1376.2
77.5°	111.2	121.6	123.3	143.4	151.2	209.3	245.0	282.3	318.0	340.5	336.2
80°	86.0	93.0	93.0	101.7	100.8	112.1	109.4	119.9	119.0	127.6	121.6
82.5°	64.3	68.6	68.6	75.5	75.5	82.6	80.8	87.8	85.2	91.3	85.2
85°	41.7	46.0	46.0	49.6	47.8	54.8	53.9	59.1	56.4	59.1	54.8
87.5°	23.4	26.1	26.9	29.6	26.9	32.2	31.4	33.9	31.4	33.9	32.2
90°	10.3	12.0	10.8	13.0	11.0	16.7	13.1	17.6	11.5	19.2	12.7
92.5°	6.6	6.8	6.8	6.8	6.8	6.8	6.6	6.4	6.1	5.9	5.9
95°	6.8	6.8	7.1	7.4	7.6	7.8	7.6	7.4	7.1	6.8	6.8
97.5°	11.0	11.8	11.3	10.8	10.3	9.8	9.6	9.3	9.1	8.8	8.6
100°	26.5	28.5	27.7	26.9	26.3	25.5	24.7	24.1	23.4	22.5	21.6
102.5°	46.6	49.0	48.3	47.6	46.9	46.2	44.9	43.7	42.4	41.2	40.4
105°	68.5	70.7	70.2	69.7	69.2	68.7	67.6	66.3	64.9	63.8	62.8
107.5°	91.4	93.2	93.1	92.7	92.4	92.3	91.3	90.3	89.3	88.3	87.6
110°	116.3	117.8	117.9	118.3	118.6	118.8	118.3	117.8	117.3	116.8	116.0



REPORT NUMBER: P271871

CATALOG NUMBER: ISW-AF-1200-LED-E1-RW-7027-ULG

**CANDELA DISTRIBUTION (continued):**

	52.5°	55°	57.5°	60°	62.5°	65°	67.5°	70°	72.5°	75°	77.5°
112.5°	144.1	145.3	145.7	146.2	146.7	147.2	147.1	146.7	146.4	146.2	145.7
115°	174.5	175.7	176.4	177.1	177.9	178.7	177.9	177.1	176.4	175.7	175.2
117.5°	205.6	207.1	208.0	209.0	210.0	211.0	209.8	208.6	207.3	206.1	205.6
120°	240.7	241.5	242.5	243.4	244.4	245.3	244.2	242.9	241.6	240.5	239.9
122.5°	273.4	273.8	274.8	275.8	276.8	277.8	276.6	275.3	274.1	272.8	272.4
125°	306.4	307.2	307.7	308.2	308.7	309.2	308.0	306.7	305.4	304.3	304.3
127.5°	337.4	338.6	338.8	339.1	339.4	339.6	339.6	339.6	339.6	339.6	339.4
130°	368.8	370.0	371.0	372.0	373.0	374.0	374.0	374.0	374.0	374.0	373.4
132.5°	401.9	403.4	404.6	405.9	407.1	408.3	407.8	407.3	406.8	406.3	406.3
135°	433.3	434.8	435.9	437.3	438.6	439.7	439.5	439.2	438.9	438.7	439.5
137.5°	463.1	464.2	464.7	465.2	465.7	466.2	466.4	466.7	467.0	467.2	468.4
140°	489.9	490.7	491.2	491.7	492.2	492.7	493.2	493.7	494.2	494.7	495.9
142.5°	516.7	517.2	518.7	520.2	521.6	523.2	523.2	523.2	523.2	523.2	523.4
145°	544.6	545.7	547.2	548.7	550.1	551.6	551.4	551.1	550.8	550.6	549.9
147.5°	568.1	569.3	570.4	571.7	573.0	574.2	574.4	574.6	574.9	575.2	574.4
150°	585.0	586.0	586.8	587.4	588.1	588.9	589.6	590.4	591.1	591.8	592.6
152.5°	599.5	599.7	600.4	601.1	601.9	602.7	603.6	604.6	605.5	606.5	607.7
155°	614.9	614.4	615.6	616.9	618.1	619.3	620.5	621.8	623.1	624.2	624.7
157.5°	632.2	632.0	633.0	634.0	635.0	636.0	636.4	637.0	637.4	638.0	638.0
160°	645.1	645.8	647.3	648.8	650.2	651.7	650.9	650.2	649.6	648.8	648.6
162.5°	653.7	654.7	655.7	656.6	657.6	658.5	658.4	658.1	657.8	657.6	657.1
165°	659.7	659.5	660.7	662.1	663.3	664.5	665.3	665.9	666.6	667.4	666.9
167.5°	667.2	665.5	666.9	668.4	669.9	671.3	672.3	673.3	674.3	675.3	675.3
170°	674.4	673.3	674.1	674.8	675.4	676.2	677.4	678.7	679.9	681.2	681.6
172.5°	676.4	676.2	677.1	677.7	678.4	679.2	679.7	680.2	680.6	681.2	681.6
175°	677.2	677.2	678.4	679.7	680.9	682.2	682.4	682.6	682.9	683.1	682.6
177.5°	681.4	681.2	682.4	683.6	684.9	686.0	686.6	687.0	687.6	688.0	687.2
180°	687.0	687.0	687.0	687.0	687.0	687.0	687.0	687.0	687.0	687.0	687.0



REPORT NUMBER: P271871

CATALOG NUMBER: ISW-AF-1200-LED-E1-RW-7027-ULG

**CANDELA DISTRIBUTION (continued):**

	80°	82.5°	85°	87.5°	90°
0°	678.6	678.6	678.6	678.6	678.6
2.5°	678.6	676.9	680.3	675.1	679.5
5°	690.8	682.9	692.4	682.9	691.7
7.5°	707.2	694.2	708.1	694.2	708.1
10°	722.9	701.1	723.8	702.9	724.7
12.5°	746.3	720.4	749.8	721.2	749.8
15°	772.5	742.9	775.9	743.8	777.7
17.5°	793.2	764.5	796.8	764.5	797.7
20°	810.6	788.0	815.0	788.0	817.5
22.5°	830.7	814.1	835.9	814.1	841.0
25°	856.7	845.3	862.7	847.1	866.2
27.5°	887.1	879.4	893.2	881.9	896.7
30°	922.6	920.1	927.1	921.8	930.6
32.5°	962.7	968.7	968.7	968.7	972.2
35°	1020.9	1026.1	1026.1	1027.8	1028.6
37.5°	1076.5	1085.2	1084.3	1086.9	1086.9
40°	1134.6	1146.0	1146.0	1146.0	1147.8
42.5°	1199.0	1211.2	1212.9	1207.7	1211.2
45°	1271.1	1275.4	1279.8	1277.2	1283.3
47.5°	1348.4	1352.8	1356.4	1352.8	1362.4
50°	1439.7	1438.8	1448.3	1438.8	1452.6
52.5°	1535.2	1543.1	1549.1	1539.7	1549.1
55°	1643.0	1640.3	1660.3	1647.3	1660.3
57.5°	1761.1	1761.1	1781.2	1769.0	1783.8
60°	1901.0	1889.8	1917.5	1897.6	1917.5
62.5°	2042.7	2022.7	2054.0	2036.5	2062.7
65°	2206.0	2177.3	2206.9	2184.3	2207.8
67.5°	2371.1	2338.1	2347.6	2336.3	2349.3
70°	2583.1	2578.8	2567.4	2600.4	2571.8
72.5°	2358.9	2409.3	2368.5	2447.5	2393.7
75°	1449.2	1542.2	1593.4	1674.4	1661.2
77.5°	343.2	305.0	336.2	301.5	339.6
80°	126.8	115.5	120.7	105.1	117.3
82.5°	86.9	75.5	73.0	58.2	62.5
85°	55.7	45.2	41.7	34.8	38.3
87.5°	33.0	25.2	23.4	20.0	20.8
90°	17.3	10.8	13.8	8.6	12.9
92.5°	5.9	5.9	5.9	5.9	5.9
95°	6.8	6.8	6.8	6.8	6.8
97.5°	8.4	8.1	7.8	7.8	7.8
100°	20.6	19.7	18.7	18.7	18.7
102.5°	39.7	39.1	38.3	37.8	37.3
105°	61.8	60.8	59.8	59.8	59.8
107.5°	86.9	86.1	85.4	84.9	84.4
110°	115.3	114.6	113.8	114.4	114.8



REPORT NUMBER: P271871

CATALOG NUMBER: ISW-AF-1200-LED-E1-RW-7027-ULG

**CANDELA DISTRIBUTION (continued):**

	80°	82.5°	85°	87.5°	90°
112.5°	145.3	144.8	144.3	144.3	144.3
115°	174.7	174.2	173.7	174.2	174.7
117.5°	205.2	204.6	204.2	204.6	205.2
120°	239.5	238.9	238.5	238.5	238.5
122.5°	271.8	271.4	270.9	271.4	271.8
125°	304.3	304.3	304.3	304.3	304.3
127.5°	339.1	338.8	338.6	339.6	340.5
130°	373.0	372.4	372.0	372.4	373.0
132.5°	406.3	406.3	406.3	406.8	407.3
135°	440.2	440.9	441.7	442.1	442.7
137.5°	469.6	470.9	472.1	472.6	473.0
140°	497.1	498.4	499.5	500.5	501.5
142.5°	523.6	523.9	524.1	525.1	526.0
145°	549.1	548.4	547.7	548.7	549.7
147.5°	573.7	573.0	572.2	573.2	574.2
150°	593.3	594.0	594.8	596.7	598.7
152.5°	609.1	610.3	611.5	613.9	616.3
155°	625.2	625.7	626.2	627.6	629.2
157.5°	638.0	638.0	638.0	640.4	642.8
160°	648.3	647.9	647.8	650.7	653.7
162.5°	656.6	656.1	655.7	658.5	661.5
165°	666.5	665.9	665.5	667.4	669.3
167.5°	675.3	675.3	675.3	678.2	681.2
170°	682.2	682.6	683.1	685.6	688.0
172.5°	682.2	682.6	683.1	685.6	688.0
175°	682.2	681.6	681.2	683.6	686.0
177.5°	686.6	685.9	685.0	687.0	689.0
180°	687.0	687.0	687.0	687.0	687.0

(END OF REPORT)